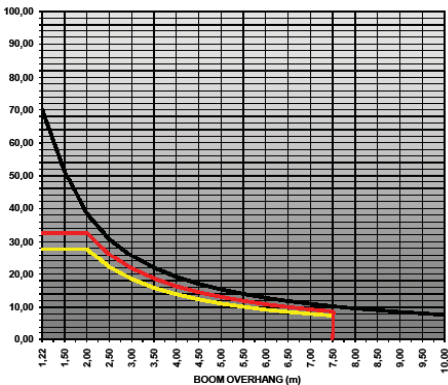


COMING SOON!
Based on the Komatsu D155 Tractor
Tier 3 Solution 70 Tons Capacity



KOMATSU D155AX-6 PIPELAYER




— LIFTING CAPACITY (Ton) SAE J743B
 — MAX LOAD CAPACITY (Ton) ISO 8813
 — -15% MAX LOAD CAPACITY (Ton)

Our newest welder tractor is based on the Komatsu D155. It features SUPERIOR's single lever controlled hydraulic system and drawworks.

The stance of this machine has been widened and the cabin and guard rails moved back for a more efficient pipelaying application.

Features

- CE Approval
- Komatsu Tier 3 Engine
- Hydrostatic Steering System
- Modular power train
- Hydraulic drive radiator cooling fan
- Single lever hydraulic system
- Rear monitor



Main office - General inquiries

SUPERIOR Manufacturing
 16031 East Freeway
 Channelview, TX 77530
 U.S.A.
 Phone 281.452.5800
 Fax 281.452.5455
 U.S. Toll Free 800.383.2666
 Intl. Toll Free 800.9675.3948
pipeline@wwmach.com
www.worldwidemachinery.com

Evan Greenberg
 Vice-President of international operations

Worldwide offices**Europe and Australia**

Juergen Hafemann
 Phone +49.0.231.963.3073 *Germany*
 Phone +61.0.400.144.432 *Australia*
jhafemann@wwmach.com

India

Abhishek Bhotika
 Phone +91.11.414.59230
abhishek@bhotikabrothers.com

Africa

Evan Greenberg
 Phone +1.281.452.5800
egreenberg@wwmach.com

**Italy, Russia, China
and the Middle East**

Sergio Braoude
 Phone +39.349.198.1281 *Italy*
 Phone +7.495.507.4827 *Russia*
sbraoude@wwmach.com

Latin America

Salvador Villasana
 Phone +52.81.8.394.0160
svillasana@wwmach.com

North America

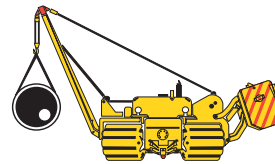
Rick Layh
 Phone +1.720.244.2580
rlayh@wwmach.com

Italy office

SUPERIOR Manufacturing
 Via Roma, 18
 San Pancrazio, Parma
 Italy
 Phone +39.349.198.1281
sbraoude@wwmach.com

Disclaimer

The information contained in this brochure is intended to be of a general nature only. The SUPERIOR Manufacturing Company may at any time and from time to time, for technical or other necessary reasons, modify any of the details or specifications of the product described in this brochure. Illustrations do not necessarily show products in standard conditions. The dimensions, weights and capacities shown herein, as well as any conversion data used, are approximate only and are subject to variations within normal manufacturing techniques.



**WORLDWIDE
MACHINERY**
 PIPELINE DIVISION

